

Easy **1** TEXTBOOK
Steps to
CHINESE

轻松学中文

*SIMPLIFIED
CHARACTERS
VERSION*

Yamin Ma
Xinying Li

 北京语言大学出版社
BEIJING LANGUAGE AND CULTURE
UNIVERSITY PRESS

图书在版编目 (CIP) 数据

轻松学中文. 课本. 第1册: 马亚敏, 李欣颖编著
—北京: 北京语言大学出版社, 2012 重印
ISBN 978-7-5619-1650-6

I. 轻... II. ①马...②李... III. 汉语—对外汉语教学—教材 IV. H195.4

中国版本图书馆 CIP 数据核字(2006)第 060199 号



书 名 轻松学中文. 课本. 第1册
责任编辑 张 健 苗 强 王亚莉 唐琪佳
美术策划 王 宇
封面设计 王 宇 王章定
版式设计 娄 禹
责任印制 汪学发

出版发行 北京语言大学出版社
社 址 北京市海淀区学院路 15 号 邮政编码: 100083
网 址 www.blcup.com

电 话 编辑部 8610-8230 3647/3592/3395
发行部 8610-8230 3650/3591/3651/3080
读者服务部 010-8230 3653/3908

网上订购 8610-8230 3668 service@blcup.com
印 刷 北京联兴盛业印刷股份有限公司
经 销 全国新华书店

版 次 2006 年 7 月第 1 版 2012 年 8 月第 11 次印刷
开 本 889 毫米×1194 毫米 1/16 印张: 8.75
字 数 117 千字 印数: 40001-45000 册
书 号 ISBN 978-7-5619-1650-6/H.06098
11800

©2006 北京语言大学出版社

Easy Steps to Chinese (Textbook 1)

Yamin Ma, Xinying Li

Editor Jian Zhang, Qiang Miao, Yali Wang, Qijia Tang
Art design Arthur Y. Wang
Cover design Arthur Y. Wang, Zhangding Wang
Graphic design Yu Lou

Published by

Beijing Language & Culture University Press
No.15 Xueyuan Road, Haidian District, Beijing, China 100083

Distributed by

Beijing Language & Culture University Press
No.15 Xueyuan Road, Haidian District, Beijing, China 100083

First published in July 2006
Eleventh impression in August 2012
Printed in China
Copyright © 2006 Beijing Language & Culture University Press

All rights reserved. No part of this book may be reproduced, stored in a retrieval system, or transmitted, in any form or by any means, electronic, mechanical, photocopying, recording or otherwise, without prior permission in writing from the publisher.

Website: www.blcup.com

ACKNOWLEDGEMENTS

A number of people have helped us to put the books into publication. Particular thanks are owed to the following:

- 戚德祥先生、张健女士 who trusted our expertise in the field of Chinese language teaching and learning
- Editors 张健女士、苗强先生、王亚莉女士 for their meticulous work
- Graphic designers 娄禹先生、王章定先生 for their artistic design
- Art consultant Arthur Y. Wang and artists 陆颖、顾海燕、龚华伟、王净 for their artistic ability in the illustrations
- Edward Qiu who assisted the authors with the sound recording
- And finally, members of our families who have always given us generous support.

INTRODUCTION

- Easy Steps to Chinese includes 8 books and has three stages: Stage 1—Books 1 and 2; Stage 2—Books 3, 4, 5 and 6; and Stage 3—Books 7 and 8. The primary goal of this series *Easy Steps to Chinese* is to help the students establish a solid foundation of vocabulary, knowledge of Chinese and communication skills through the natural and gradual integration of language, content and cultural elements. This series adopts a holistic approach, and is designed to emphasize the development of communication skills in listening, speaking, reading and writing.
- *Easy Steps to Chinese* comprises 8 colour textbooks, each of them supplemented by a CD, a workbook (starting from Book 6, the textbook and workbook are combined into one book), a teacher's book with a CD and unit tests. Books 1-3 are also accompanied by picture flashcards, word cards and posters.

COURSE DESIGN

The design of this series has achieved:

- **A balance between authentic and modified language**
All the oral and written materials have been modified and carefully selected to suit the students' level, so that a gradual development of the target language can be achieved.
- **A balance of focus on language and culture**
This series provides ample opportunities for the students to experience the language and its culture in order to develop intercultural awareness and enrich their personal experience.
- **A balance between language knowledge and communication skills**
Explicit knowledge of the target language is necessary and important for the students to achieve accuracy, fluency and overall communication skills. This series is designed to ensure that knowledge-based language learning is placed within a communicative context, resulting in the improvement of both linguistic knowledge and performance.
- **A balance between a broad and controlled course**
This series serves as a core while offering a broad range of vocabulary, topics and various text types to meet the different needs of the students.

简介

- 《轻松学中文》共八册，分为三个阶段。第一阶段为第一、二册；第二阶段为第三、四、五、六册；第三阶段为第七、八册。此套教材旨在帮助汉语为非母语的中、小学生奠定扎实的汉语学习基础。此目标是通过语言、话题和文化的自然结合，从词汇、汉语知识的学习及语言交流技能的培养两个方面来达到的。此套教材把汉语作为一个整体来教授，在教学过程中十分注重听、说、读、写四项交际技能的培养。
- 《轻松学中文》每册包括一本彩色课本（附一张CD），一本练习册（第六、七、八册课本与练习册合并成一册），一本教师用书（附单元测试卷及一张CD），1-3册还配有词语卡片、图卡和教学挂图。

课程设计

本套教材的课程设计力图达到：

- 地道语言与调整语言的平衡
为了使学生的汉语程度能循序渐进地提高，本套教材中的口语及书面语都经过严谨的选择，并作过适当的调整。
- 语言与文化的平衡
为了培养学生的多元文化意识，丰富他们的经历，本套教材为学生接触汉语及中国文化提供了各种各样的机会。
- 语言知识与交际能力的平衡
为了能在听、说、读、写四项技能方面准确并流利地运用汉语，学生对语言知识的掌握不仅是重要的，而且也是必要的。本套教材把语言知识的学习与语言技能的培养巧妙地结合在一起，力求使学生在增加汉语知识的同时提高运用语言的能力。
- 扩展与控制的平衡
本套教材不仅可以作为汉语教学的“主

- **A balance between the “oral speech” and the “written form”**
This series aims to balance the importance of both oral and written communication skills. The development of writing skills is embedded in the course, while oral communication skills are being developed from the outset.

This series covers:

- **Pinyin** is introduced to the students from the very beginning. The pinyin above the Chinese characters is gradually removed to ensure a smooth transition.
- **Chinese characters** are taught according to the character formation system. Once the students have a good grasp of radicals and simple characters, they will be able to analyze most of the compound characters they encounter, and to memorize new characters in a logical way.
- **Grammar and sentence structures** are explained in note form. The students are expected to use correct grammar and compound sentence structures in both oral and written forms to communicate when their overall level of Chinese has steadily improved over the years.
- **Dictionary** skills are taught once they have learned radicals and simple characters. The students are encouraged to use dictionaries whenever appropriate in order to become independent learners.
- **Typing** skills are taught when the students have learned some basic knowledge of Chinese.
- **Listening** practice is designed to help the students develop their ability to infer meanings of unfamiliar words and content.
- **Speaking** practice involves students using Chinese to communicate their thoughts spontaneously in real-life situations with accuracy and fluency.
- **Reading** skills are developed through regular reading of simple passages to suit the students' level. Gradually, they will develop skills and confidence when reading articles in newspapers, magazines or on the Internet in order to expand their vocabulary and knowledge of modern China, and to get in touch with the current issues emerging within China and around the world.
- **Writing** skills are gradually developed through a process of guided writing on topics familiar to the students. Written tasks will become easier, as the students learn to organize their thoughts coherently and logically, and develop the skills to select appropriate vocabulary, sentence structures and genres to construct an effective written piece with accuracy and fluency.

线”，而且所提供的大量词汇、话题及各式各样的文体还可满足不同水平学生的需要。

●“语”与“文”的平衡

本套教材力图使学生在口语及书面语两个方面同时提高。写作能力及口头交际能力的培养贯穿始终。

本套教材所包括的内容有：

- **拼音**是初级阶段教学重点之一。附在汉字上面的拼音将逐渐取消以确保平稳过渡。
- **汉字**是根据汉字的结构来教授的。学生一旦掌握了一定数量的偏旁部首和独体字，他们就有能力分析遇到的大部分合体字，并能有条理地记忆生字。
- **语法及句型**是以注解的方式来解释的。经过几年有条不紊的学习，学生可望在口头及书面交流时运用正确的语法及复合句型。
- **查字典、词典**的技能是在学生学会了部分偏旁部首及独体字后才开始培养的。为了培养学生的独立学习能力，教师要经常鼓励学生自己查字典、词典来完成某项功课。
- **打字技能**的培养是在学生已经掌握了一些汉语基本知识后才开始的。
- **听力**练习力图培养学生猜生字的意思及文章内容的能力。
- **口语**练习设计旨在培养学生用准确、流利的汉语在现实生活中跟人即兴沟通、交流。
- **阅读**练习旨在鼓励学生养成每天阅读简短篇章的习惯，从而帮助学生提高阅读能力，树立阅读信心。高年级阶段，学生可望读懂报纸、杂志及因特网上的简短文章，以便扩大词汇量，增加对现代中国的了解。
- **写作能力**的培养需要一个长期的过程。学生先在教师的指导下写他们所熟悉的话题，直到能够运用适当的词汇、语句、体裁，有条理地、准确地、恰当地、有效地交流思想。

The focus of each stage:

- Stage 1 (Books 1 and 2): ♦ pinyin ♦ strokes and stroke order ♦ the structures of Chinese characters ♦ tracing of characters ♦ radicals and simple characters ♦ dictionary skills ♦ typing skills ♦ listening skills ♦ speaking skills ♦ reading skills ♦ writing skills: guided written assignments around 100 characters
- Stage 2 (Books 3, 4, 5 and 6): ♦ radicals and simple characters ♦ formation of phrases ♦ expansion of vocabulary ♦ simple grammar and sentence structures ♦ dictionary skills ♦ typing skills ♦ classroom instruction in Chinese ♦ listening skills ♦ speaking skills ♦ reading skills ♦ writing skills: guided written assignments between 100-300 characters ♦ exposure to modern China and Chinese culture
- Stage 3 (Books 7 and 8): ♦ classroom instruction in Chinese ♦ expansion of vocabulary ♦ grammar and sentence structures ♦ dictionary skills ♦ typing skills ♦ listening and speaking skills through spontaneous interaction ♦ reading practice on a daily basis ♦ writing skills: independent written assignments between 300-500 characters ♦ exposure to modern China and its culture ♦ contemporary topics: current issues around the world

COURSE LENGTH

- This series is designed for non-Chinese background students at both primary and secondary levels. Book 1 starts with basic knowledge of Chinese. Students at primary 5 or 6, or Year 7 students at secondary level can start with Book 1.
- With three periods, of approximately three hours per week, most students will be able to complete one book within one academic year. Fast learners can spend less than a year completing one book. As the 8 books of this series are continuous and ongoing, each book can be taught within any time span.

每个阶段的教学重点:

- 第一阶段 (第一、二册): ♦ 拼音 ♦ 笔画和笔顺 ♦ 字形结构 ♦ 描红 ♦ 偏旁部首和独体字 ♦ 查字典 ♦ 打字 ♦ 听力 ♦ 口语 ♦ 阅读 ♦ 写作 (100 个字左右)
- 第二阶段 (第三、四、五、六册): ♦ 偏旁部首和独体字 ♦ 词语构成 ♦ 词汇扩展 ♦ 语法及句型结构 ♦ 查字典、词典 ♦ 打字 ♦ 课堂用语 ♦ 听力 ♦ 口语 ♦ 阅读 ♦ 写作 (100-300 字) ♦ 接触现代中国和中国文化
- 第三阶段 (第七、八册): ♦ 课堂用语 ♦ 词汇扩展 ♦ 语法及句型结构 ♦ 查字典、词典 ♦ 打字 ♦ 听力 ♦ 口语 ♦ 阅读 ♦ 独立写作 (300-500 字) ♦ 时事

课程进度


- 本套教材为非华裔中、小学生编写。因为第一册从最基本的汉语知识教起, 所以学生不需要有任何汉语知识背景。学生可以从小学五、六年级开始使用第一册, 也可以从中学一年级开始使用第一册。
- 如果每星期上三节课, 每节课在一小时左右, 大部分学生可在一年之内学完一册。如果有些学生学得比较快, 他们可以加快进度, 不到一年就学完一册书。由于本套教材是连贯的, 老师可以在任何时段内根据学生的水平来决定教学进度。

HOW TO USE THIS BOOK

Here are a few suggestions as how to use this book:

The teacher should:

- Go over with the students the phonetics exercises in the textbook. At a later stage, the students should be encouraged to pronounce new pinyin on their own.
- Emphasizes the importance of learning the basic strokes and the stroke order of characters.
- Guide the students to analyze new characters and encourage them to use their imagination to aid memorization.
- Expect the students to memorize all the radicals and simple characters they have learned. The students should be encouraged to memorize as many characters as possible in each lesson.
- Create opportunities for the students to practise their dictionary and typing skills.
- Provide every opportunity for the students to develop their listening and speaking skills during class time. A variety of speaking exercises included in the textbook can be modified according to the students' ability.
- Skip, modify or extend some exercises according to the students' levels. A wide variety of exercises in both textbook and workbook can be used for class work or homework.


The texts for each lesson, the audio and phonetic exercises are on the CD attached to the textbook. The symbol indicates the track number, for example,  is track one.

Yamin Ma
July 2006, Hong Kong

怎样使用本册教材

以下是使用本册教材的一些教学建议, 仅供教师参考。建议教师:

- 领着学生做课本里的语音练习, 通过一段时间的练习, 教师应尽量鼓励学生独立地发那些没有教过的拼音。
- 注重教汉字的基本笔画和笔顺。
- 带领学生分析新汉字, 并鼓励学生用想象力帮助记汉字。
- 要求学生记住学过的所有偏旁部首和独体字。教师也应该鼓励学生尽量多记合体字。
- 为学生创造各种实践机会, 提高他们打字及查字典的技能。
- 在课堂上尽量创造机会培养并提高学生的听、说能力。课本里不同类型的口语练习, 可以根据学生的汉语水平作适当改动。
- 根据学生的能力及水平挑选、修改或扩展某些练习。课本及练习册里的练习可以在课堂上做, 也可以让学生带回家做。

每一课的课文、听力及语音练习的录音都附在 CD 里。课本录音部分均附有标记和轨迹编号, 例如,  表示轨迹 1。

马亚敏
2006 年 7 月于香港

CONTENTS 目录

Unit 1	Lesson 1	Pinyin, Basic Strokes	拼音、基本笔画	1
	Lesson 2	Pinyin, Numbers	拼音、数字	6
	Lesson 3	Greetings	问候	14
Unit 2	Lesson 4	Dates	日期	22
	Lesson 5	Age	年龄	30
	Lesson 6	Telephone Numbers	电话号码	38
Unit 3	Lesson 7	Family Members	家庭成员	46
	Lesson 8	Self-introduction	自我介绍	54
	Lesson 9	Occupation	职业	62
Unit 4	Lesson 10	Time	时间	70
	Lesson 11	Daily Routine	日常起居	78
	Lesson 12	Means of Transport	交通工具	86
Unit 5	Lesson 13	Colours	颜色	96
	Lesson 14	Clothing	穿着	104
	Lesson 15	Parts of the Body	人体部位	114
	Listening Scripts		听力录音稿	124

Unit 1

Lesson 1 Pinyin, Basic Strokes 拼音、基本笔画

Text 1



① Vowels:

a o e i u ü

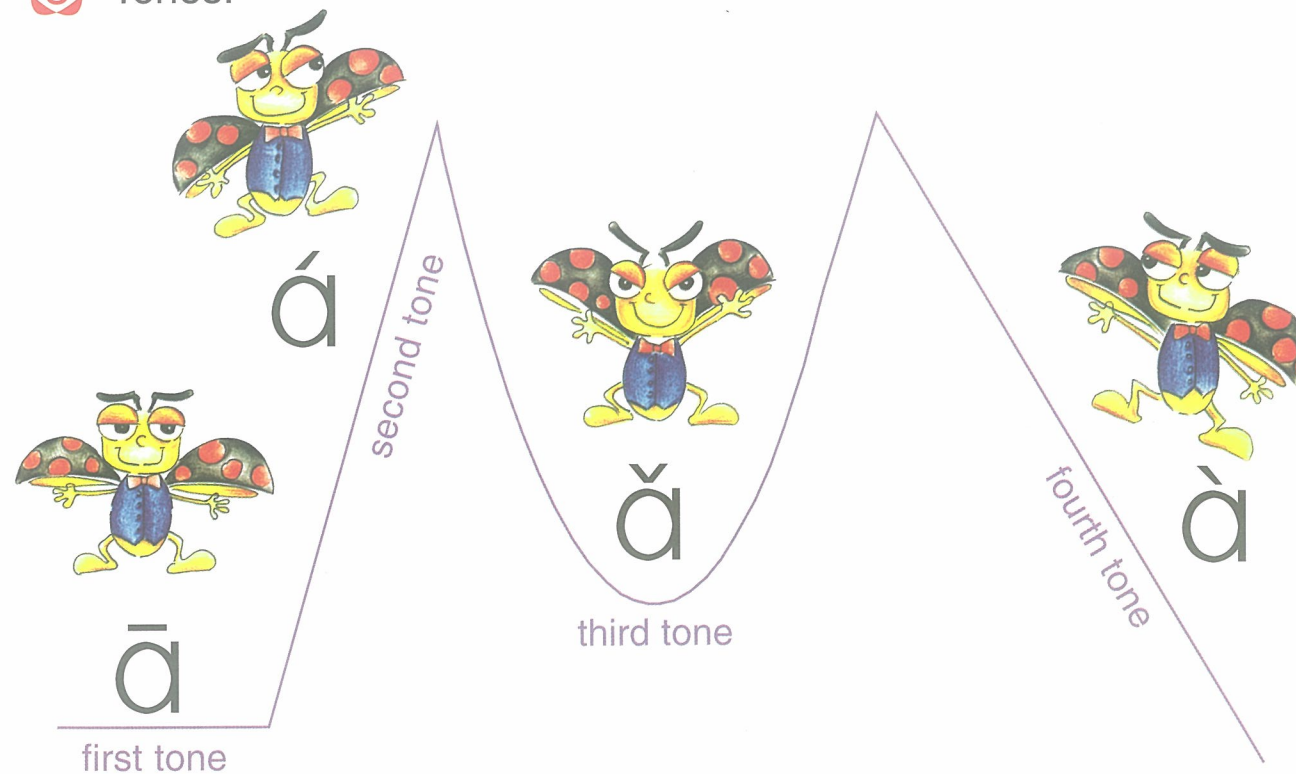


② Consonants:

b p m f
d t n l
g k h
j q x
zh ch sh r
z c s y w



③ Tones:



1 Read aloud.

1 ā á ǎ à

2 ō ó ǒ ò

3 ē é ě è

4 ī í ǐ ì

5 ū ú ǔ ù

6 ū ú ǔ ù



2 Listen and circle the correct pinyin.

1 ā à

5 é è

2 ó ǒ


6 ù ú

3 ī í

7 ī ū

4 ǔ ù

8 ó é



3 Group work. Try to pronounce them correctly.

1 bā bá bǎ bà

2 bō bó bǒ bò

3 mī mí mǐ mì

4 fū fú fǔ fù




Practice Focus

b p m f

Text 2

Basic Strokes



1.

diǎn

2.

héng

3.

shù

4.

piě

5.

nà

6.

tí

7.

zhé

8.

gōu

4 Name the highlighted stroke of each character.

1.

diǎn

2.

3.

4.

5.

6.

7.

8.


9.

10.

5 Listen and circle the correct pinyin.



- 1 pī pí
- 2 mǔ mú
- 3 fǎ fà
- 4 bǐ bì
- 5 pó pò
- 6 bù pù
- 7 mī mí
- 8 bà bǎ



- 9 mā mà
- 10 fù fú

6 Group work. Try to pronounce them correctly.

- | | |
|-----------|-----------|
| 1. bàba | 7. shāzi |
| 2. yéye | 8. lǐzi |
| 3. māma | 9. gūgu |
| 4. dìdi | 10. bízi |
| 5. shūshu | 11. dízi |
| 6. lǎba | 12. shīzi |

NOTE

1. The tonal marks are placed on the vowels, e.g. bà mǔ

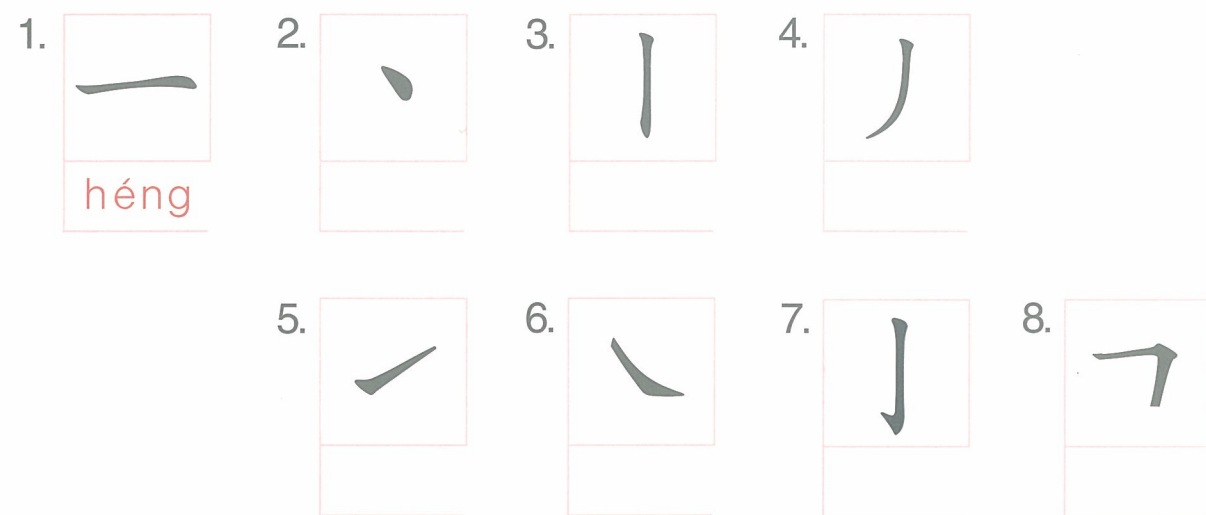
2. Some words have neutral tones, so no tonal marks are needed, e.g. bàba māma

7 Listen and add a tonal mark to the pinyin.



- | | | |
|--------|--------|--------|
| 1. bà | 2. bu | 3. bi |
| 4. pi | 5. pa | 6. mu |
| 7. mo | 8. mi | 9. pu |
| 10. fa | 11. fu | 12. bo |

8 Name each stroke.



9 Listen and write down the pinyin with tonal marks.



- | | | |
|-------|----|----|
| 1. pī | 2. | 3. |
| 4. | 5. | 6. |
| 7. | 8. | 9. |

