

热身

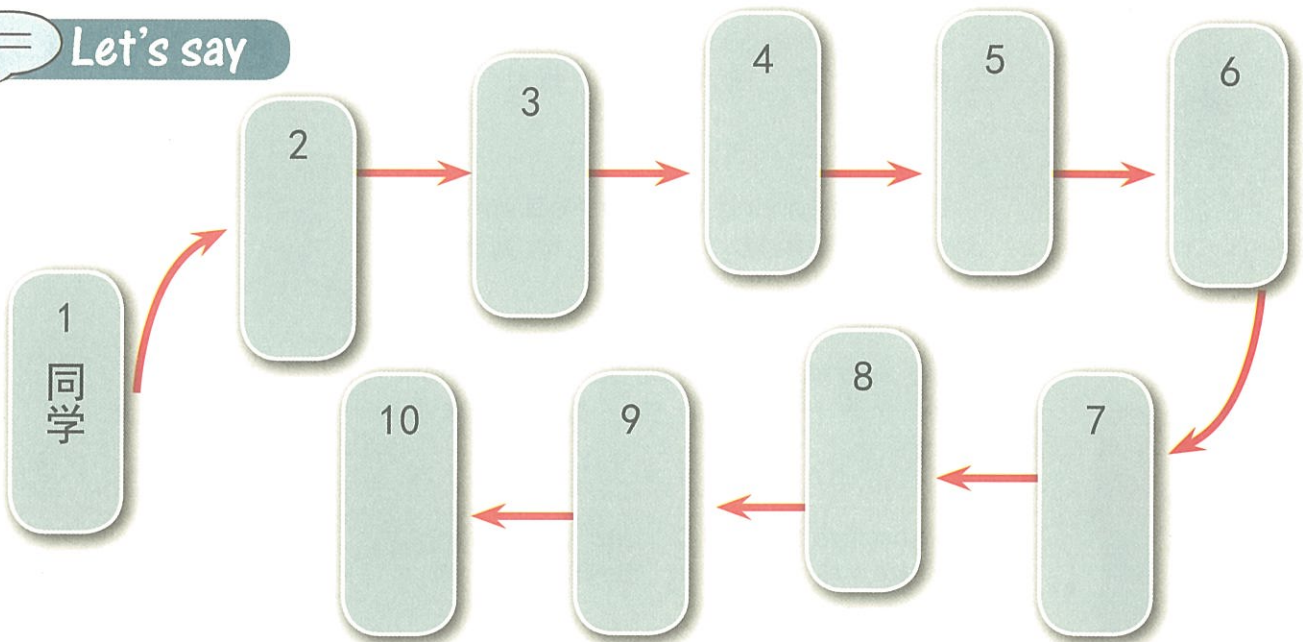
Warm-up

Let's ask

míngzì 名字	xìngqū 兴趣	xíguàn 习惯	dǎsuàn 打算

Ask three of your classmates questions about the topics in the table above, filling in their answers in the corresponding column. When you've completed the table, report your findings to the class.

Let's say



Group work. Beginning with the word “同学”, students make a word chain, taking it in turns to say words beginning with a character with the same pronunciation as the last character of the previous word, e.g.: 功夫(fu)→服(fū)务员(the tones can be different). See which group finishes first.



Let's write Pinyin

1. 头发 () 沙发 ()	2. 方便 () 便 () 宜	3. 长 () 大 长 () 城
4. 睡觉 () 觉 () 得	5. 暖和 () 我和 () 妈妈	6. 教 () 室 教 () 汉语



Let's match



Wǒ gēn jiějie yíyàng gāo.
1. 我跟姐姐一样高。



Wǒ jīngcháng qù tǐyùguǎn duànliàn shēntǐ.
2. 我经常去体育馆锻炼身体。


Tā dāizhe yǎnjìng, chuānzhe bái yīfu.
3. 她戴着眼镜，穿着白衣服。



Wǒ yéye měitiān dōu qù gōngyuán sǎnbù.
4. 我爷爷每天都去公园散步。



Māma, wǒ fāshāo le, dūzi yě hěn téng.
5. 妈妈，我发烧了，肚子也很疼。






Let's describe

1
6? 9?



hāishi
还是



2



jì... yòu...
既……又……

3



zhǐyào... jiù...
只要……就……

4




būdàn... érqiě...
不但……而且……

5



xiān... ránhòu...
先……然后……

6



rúguǒ... nàme...
如果……那么……